

JANUARY 2025

FUND OBJECTIVE

The Realm High Income Fund is a fixed income strategy, that invests in domestic asset backed securities, bank-issued securities and corporate & government bonds. The objective of the Fund is to deliver investors a consistent return (net of fees and gross of franking) of 3% over the RBA cash rate through a market cycle.

FUND DETAILS

Distribution Frequency:

Monthly

Liquidity:

Daily

Buy/Sell:

0.05% / 0.05%

Inception Date:

26.9.2012

Fund size:

AUD \$2.13 billion

Management Fees (Net of GST):

Ordinary Units - 1.1182%

Wholesale, Adviser, &

mFunds Units - 0.7175%

Direct Minimum Investment:

Ordinary, Adviser Units -

\$25,000

Wholesale Units - \$1,000,000

mFund Units - \$10,000

NET PERFORMANCE

Period	Ordinary Units (incl. franking)	Wholesale Units (incl. franking)	RBA Cash Rate Return
1 Month	0.73%	0.76%	0.36%
3 Month	2.17%	2.26%	1.08%
6 Months	4.33%	4.54%	2.16%
1 Year p.a.	9.62%	10.07%	4.35%
3 Years p.a.	6.45%	6.88%	3.16%
5 Years p.a.	5.28%	5.74%	1.97%
10 Years p.a.	4.56%	5.01%	1.79%
Since Inception p.a*	5.08%	5.23%	1.95%

* Past performance is not indicative of future performance. *Ordinary units Inception 26 September 2012. Wholesale units Inception 2 October 2013.

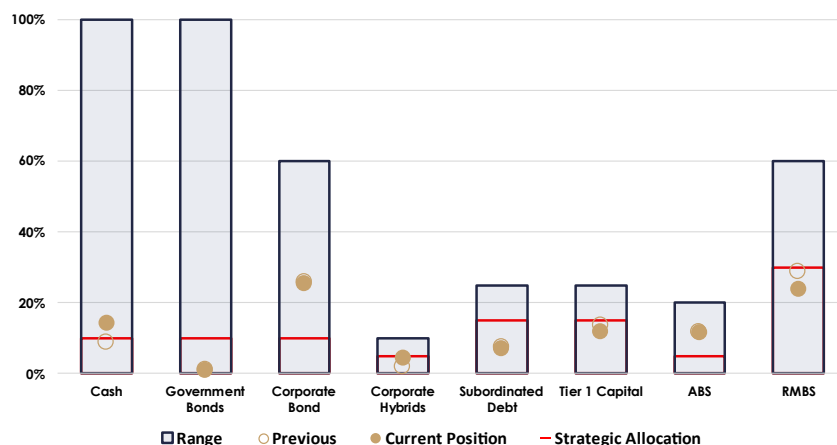
FUND STATISTICS

Running Yield	5.89%
Yield to Maturity	6.15%
Volatility†	0.84%
Interest rate duration	0.38
Credit duration	2.72
Average Credit Rating	A-
Number of positions	376
Average position exposure	0.15%
Worst Month*	-1.99%
Best Month*	2.09%
Sharpe ratio ^a	2.22

Calculated on Ordinary Units unless otherwise stated. *Since Inception 26 September 2012.

†Trailing 12 Months Calculated on Daily observations. ^aSince Inception Calculated on Daily observations

SECTOR ALLOCATION

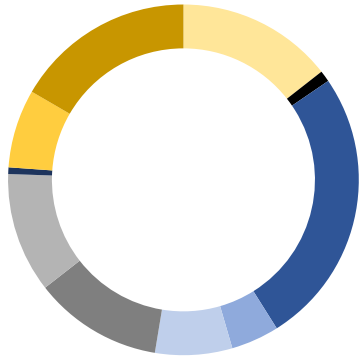


Zenith

RECOMMENDED

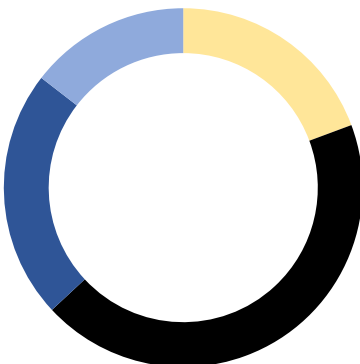


PORTFOLIO COMPOSITION



- Cash (14.42%)
- Government Bonds (1.04%)
- Corporate Bond (25.61%)
- Corporate Hybrid (4.43%)
- Subordinated Debt (7.11%)
- Tier 1 Capital (11.85%)
- ABS Public (11.07%)
- ABS Private (0.61%)
- RMBS Private (7.24%)
- RMBS Public (16.62%)

CREDIT DURATION PROFILE



- At Call to 6 Months (19.33%)
- 6 Months to 3 Years (43.73%)
- 3 Years to 5 Years (22.41%)
- 5 Years to 10 Years (14.52%)
- 10 Years + (0.00%)

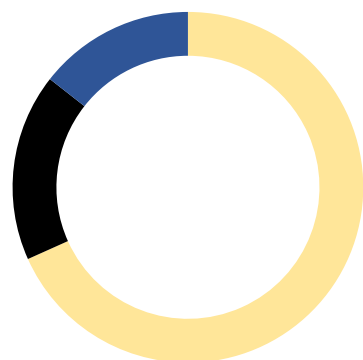
FUND UPDATE

Cash and Short-Term Liquidity: ↑ The allocation to highly liquid assets (cash and government bonds) increased from 9.98% to 15.46%. This reflected reduced allocations in RMBS/ABS, Tier 1 capital, subordinated debt and corporate bonds, which was partly offset by a higher allocation to corporate hybrids.

Corporate Bond, Corporate Hybrids & Subordinated Debt: ↑ Weighting to corporate bonds, corporate hybrids and subordinated debt increased from 35.52% to 37.15%. Credit spreads ended the month tighter, reversing the widening trend observed in the last two weeks of November. The fund took profit in Tier 1 capital, subordinated debt and existing corporate bond holdings, with proceeds reinvested into new corporate hybrids from Ampol and Pacific National and a senior unsecured offering from Qube Holdings. Following these transactions in early December, primary activity moderated as expected ahead of the Christmas holidays.

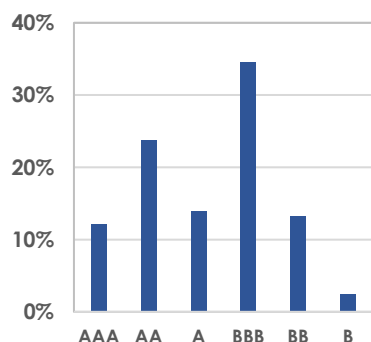
Interest Rate Duration Position: ↓ IRD positioning decreased from 0.50 to 0.38 years. Government bond market volatility increased in the month of December with the US 10-year exhibiting a 51bp trading range and ending the month 33bps higher. The United States was underpinned by strong eco data - namely stronger than expected core CPI figures, while flash PMIs surprisingly alluded to strength in all major markets. The federal reserve cut the cash rate by 25bp while the dot plot projections were interpreted as hawkish influencing higher bond yields. Domestically, a weaker than expected GDP figure and dovish press conference by the Central Bank governor led to the Australian 10-year bond trading below the US counterpart. Global geopolitical events in the form of the declaration of South Korean martial law and the instability of the French government contributed to volatility. However, a reduction of overall credit risk in the portfolio led to the IRD position decreasing commensurately.

ISSUER DOMICILE



- Australian/NZ Domiciled Issuer (68.29%)
- Foreign Domiciled Issuer (17.29%)
- Cash (14.42%)

CREDIT QUALITY



PORTFOLIO ESG RISK LIMITS

Sector	Portfolio Exposure	Portfolio Limit
Fossil Fuels	4.60%	10%
Non-Renewable & Nuclear Energy	0.00%	10%
Alcohol	0.10%	10%
Gambling	0.10%	10%

Residential Mortgage-Backed Securities (RMBS): ↓ Weighting to RMBS securities decreased from 28.60% to 23.86% over the month. Structured credit markets continued to tighten alongside credit markets over the course of the month, with the final transactions for the year looking to price prior to Christmas. Transactions remained very well bid into year end with limited secondary supply, as investors continue to hold bonds rather than sell to the market and risk not being able to refill their positions over the Christmas break. New transactions priced over a variety of sub asset classes including Autos, prime and non-conforming RMBS, with a several transactions lining up to look to issue early into the new year.

With respect to market performance, Prime arrears as reported by S&P's SPIN index for October improved 3bps to 0.87%. Nonconforming arrears improved 12bps to 3.89%. Arrears on auto loans as reported by S&P for the November period weakened 16bps to 1.33%. All results remain strong in comparison to both market expectations and historic index levels.

Tier 1 Capital: ↓ Weighting to T1 capital decreased from 13.69% to 11.85%. Global T1 performance was mixed for the month with EUR T1's outperforming USD T1's. Notably, French bank and insurance names reversed the widening trend in the last two weeks of November in line with Subordinated Debt moves. The fund's earlier increased exposure to EUR French T1s paid off, as the market shrugged off French geopolitical risks, driving a strong recovery in spreads. Primary T1 issuance slowed to just two notable deals, which the fund avoided, deeming spreads at YTD tight unattractive amid the new issuance pipeline in the new year. Domestically, the fund increased its exposure to ASX T1's as valuations remained compelling despite APRA confirming its phase out of Bank T1 capital. The phase in period of seven years is expected to be orderly with T1 capital to be replaced with T2 capital.

Asset Backed Securities (ABS): ↓ ABS allocation decreased from 11.83% to 11.68%. These assets are typically very short dated, continue to offer healthy yields and remain highly sought after by market participants.

Targeted risk across the Fund: ↓ Targeted portfolio risk decreased from 1.44% to 1.39%. This reflected a movement lower in interest rate duration from 0.50yrs to 0.38yrs concurrent with a movement lower in credit duration from 2.90yrs to 2.72yrs.

PLATFORM AVAILABILITY

- Australian Money Market (Retail Units)
- AMP North
- BT Wrap
- BT Panorama
- Credit Suisse
- Crestone
- First Wrap
- HUB24
- Macquarie Wrap
- Mason Stevens
- MLC Navigator/Wrap
- Netwealth
- Powerwrap
- Praemium
- uXchange
- Xplore Wealth
- mFund: RLM03

OTHER FUND DETAILS

Responsible Entity:

One Managed Investment Funds Ltd

Custodian: State Street Australia Limited

Unit Pricing and Unit Price

History:

<https://www.realminvestments.com.au/ourproducts/Realm-high-income-fund/>

FUND OVERVIEW

The portfolio produced a favourable outcome (0.76%) over the month, which was comfortably ahead of the reference cash rate (0.36%). Contributions to the outperformance were well balanced across AT1, corporate bonds and structured credit.

The portfolio's yield to maturity declined (6.15%pa prev 6.53) as Australian corporate spreads narrowed and also through portfolio trading activity. Interest rate duration remained relatively low at 0.38yrs which limited the impact of rising yields over the month. We will extend the IRD as the Australian yield curve steepens and improves the reward for taking interest rate risk.

Credit duration was tightened further (2.72yrs p2.90) and the portfolio retained an A- rating. It remains very conservatively positioned given the historically tight spreads presently available across the relevant asset classes.

The portfolio's exposure to corporate hybrids increased via five issuers operating across several economic sectors within Australia. This exposure is close to benchmark (4.4% vs 5%).

The portfolio is significantly overweight in Corporate Bonds and ABS. The Corporate Bond sector exposure has a lower credit duration (~3.5yrs) and higher credit quality (BBB+) than we expect to have over the longer term. The exposures are largely held in property related, infrastructure, and financial services (non-bank) issuers.

The overall portfolio is conservatively postured as we believe credit spreads will be wider over the coming year. The A- overall credit quality is secure. The sub-IG exposures are distributed across different asset classes. Foreign issuer exposures are largely held in European AT1 and US structured credit.

REALM INVESTMENT HOUSE CONTACTS

DISTRIBUTION

Broc McCauley

T: 0433 169 668
E: broc.m@realminvestments.com.au

Finbarr Warren

T: 0405 543 196
E: finbarr.w@realminvestments.com.au

Matthew Blair

T: 0424 837 522
E: matthew.b@realminvestments.com.au

John Hawkins

T: 0408 841 886
E: john.h@realminvestments.com.au

LEVEL 17, 500 Collins Street
Melbourne VIC 3000

LEVEL 6, 31 Market Street
Sydney NSW 2000

Rhys Kostopoulos

T: 03 9112 1150
E: rhys.k@realminvestments.com.au

PLATFORM AVAILABILITY

- Australian Money Market (Retail Units)
- AMP North
- BT Wrap
- BT Panorama
- Credit Suisse
- Crestone
- First Wrap
- HUB24
- Macquarie Wrap
- Mason Stevens
- MLC Navigator/Wrap
- Netwealth
- Powerwrap
- Praemium
- uXchange
- Xplore Wealth
- mFund: RLM03

OTHER FUND DETAILS

Responsible Entity:

One Managed Investment Funds Ltd

Custodian: State Street Australia Limited

Unit Pricing and Unit Price

History:

<https://www.realminvestments.com.au/ourproducts/Realm-high-income-fund/>

FUND OVERVIEW

With credit spreads near multi-decade lows and an expectation that there will be headwinds to credit performance in the coming year, it remains unlikely that the portfolio will achieve its target in the near term. However, Realm's investment approach tends to create significant value when markets are volatile. There are a wide range of stress points presently visible in the economy and geopolitical arena, including the inauguration of Trump later this month. Given the conservative portfolio settings and relatively high starting point for cash rates, the likelihood of a negative return in the coming 12-months is low.

REALM INVESTMENT HOUSE CONTACTS

DISTRIBUTION

Broc McCauley
T: 0433 169 668
E: broc.m@realminvestments.com.au

Finbarr Warren
T: 0405 543 196
E: finbarr.w@realminvestments.com.au

Matthew Blair
T: 0424 837 522
E: matthew.b@realminvestments.com.au

John Hawkins
T: 0408 841 886
E: john.h@realminvestments.com.au

LEVEL 17, 500 Collins Street
Melbourne VIC 3000

LEVEL 6, 31 Market Street
Sydney NSW 2000

Rhys Kostopoulos
T: 03 9112 1150
E: rhys.k@realminvestments.com.au

DISCLAIMER

Realm Investment Management Pty Ltd ACN 158 876 807, a corporate authorised representative (number 424705) of Realm Pty Ltd ACN 155 984 955 AFSL 421336 (Realm) is the investment manager of the Realm High Income Fund (ARSN 159 673 533) (Fund). One Managed Investment Funds Limited (ABN 47 117 400 987) (AFSL 297042) is the responsibility entity of the Fund (OMIFL). The information contained in this document was not prepared by OMIFL but was prepared by other parties. While OMIFL has no reason to believe that the information is inaccurate, the truth or accuracy of the information contained therein cannot be warranted or guaranteed. Anyone reading this report must obtain and rely upon their own independent advice and inquiries. Investors should carefully consider each of the Product Disclosure Statement for the Ordinary Units, mFund Units and Wholesale Units dated 29 September 2022 or the Product Disclosure Statement Adviser Units dated 29 September 2022 (together with the Additional Information Booklet dated 29 September 2022) (PDS) and Target Market Determination (TMD) issued by OMIFL before making any decision about whether to acquire, or continue to hold, an interest in the Fund. Applications for units in the Fund can only be made pursuant to the application form relevant to the Fund. A copy of the PDS for the Ordinary Units, mFund Units and Wholesale Units dated 29 September 2022 and the PDS for the Adviser Units dated 29 September 2022, TMD dated 19 October 2022, continuous disclosure notices and relevant application form may be obtained from <https://www.oneinvestment.com.au/realm/> or <https://www.realminvestments.com.au/our-products/realm-high-income-fund/>. You should also consult a licensed financial adviser before making an investment decision in relation to the Fund. Realm believes that the information contained in this document is accurate when issued. Realm does not warrant that such information or advice is accurate, reliable, complete or up-to-date, and to the fullest extent permitted by law, disclaims all liability of Realm and its associates. This document should be regarded as general information only rather than advice. In preparing this document, Realm did not take into account the investment objectives, financial situation and particular needs of any individual person. The information contained in this document must not be copied or disclosed in whole or in part without the prior written consent of Realm, and Realm accept no liability whatsoever for the actions of third parties in this respect. It is presented for informational purposes only and is not to be construed as a solicitation or an offer or recommendation to buy or sell any securities. Any opinions expressed in this document may be subject to change. Realm is not obliged to update the information. The information must not be used by recipients as a substitute for the exercise of their own judgment and investigation. Neither Realm nor any of their directors, employees or agents accept any liability for any loss or damage arising out of the use of all or part of, or any omission, inadequacy or inaccuracy in, this document. OMIFL and Realm do not guarantee the performance of the Fund or the repayment of any investor's capital. To the extent permitted by law, neither OMIFL nor Realm, including their directors, senior executives, employees, consultants, advisers, officers or authorised representatives, are liable for any loss or damage arising as a result of reliance placed on the contents of this document. Realm only provides services to wholesale clients, as defined in section 761G of the Corporations Act. Past performance is not indicative of future performance. Information in this document is current as at 31 December 2024.

ZENITH DISCLAIMER

The Zenith Investment Partners (ABN 27 103 132 672, AFS Licence 226872) ("Zenith") rating (assigned June 2024 referred to in this document is limited to "General Advice" (s766B Corporations Act 2001) for Wholesale clients only. This advice has been prepared without taking into account the objectives, financial situation or needs of any individual and is subject to change at any time without prior notice. It is not a specific recommendation to purchase, sell or hold the relevant product(s). Investors should seek independent financial advice before making an investment decision and should consider the appropriateness of this advice in light of their own objectives, financial situation and needs. Investors should obtain a copy of and consider the PDS or offer document before making any decision and refer to the full Zenith Product Assessment available on the Zenith website. Past performance is not an indication of future performance. Zenith usually charges the product issuer, fund manager or related party to conduct Product Assessments. Full details regarding Zenith's methodology, ratings definitions and regulatory compliance are available on our Product Assessments and at <http://www.zenithpartners.com.au/RegulatoryGuidelines>

LONSEC DISCLAIMER

The rating issued 10/2024 is published by [Lonsec Research Pty Ltd](#) ABN 11 151 658 561 AFSL 421 445 (Lonsec). Ratings are general advice only, and have been prepared without taking account of your objectives, financial situation or needs. Consider your personal circumstances, read the product disclosure statement and seek independent financial advice before investing. The rating is not a recommendation to purchase, sell or hold any product. Past performance information is not indicative of future performance. Ratings are subject to change without notice and Lonsec assumes no obligation to update. Lonsec uses objective criteria and receives a fee from the Fund Manager. Visit lonsec.com.au for ratings information and to access the full report. © 2024 Lonsec. All rights reserved.