

NOVEMBER 2024

FUND OBJECTIVE

The Realm High Income Fund is a fixed income strategy, that invests in domestic asset backed securities, bank-issued securities and corporate & government bonds. The objective of the Fund is to deliver investors a consistent return (net of fees and gross of franking) of 3% over the RBA cash rate through a market cycle.

FUND DETAILS

Distribution Frequency:

Monthly

Liquidity:

Daily

Buy/Sell:

0.05% / 0.05%

Inception Date:

26.9.2012

Fund size:

AUD \$2.06 billion

Management Fees (Net of GST):

Ordinary Units - 1.1182%

Wholesale, Adviser, &

mFunds Units - 0.7175%

Direct Minimum Investment:

Ordinary, Adviser Units -

\$25,000

Wholesale Units - \$1,000,000

mFund Units - \$10,000

NET PERFORMANCE

Period	Ordinary Units (incl. franking)	Wholesale Units (incl. franking)	RBA Cash Rate Return
1 Month	0.59%	0.63%	0.35%
3 Month	2.11%	2.22%	1.08%
6 Months	4.09%	4.30%	2.15%
1 Year p.a.	10.60%	11.06%	4.35%
3 Years p.a.	6.26%	6.69%	3.04%
5 Years p.a.	5.16%	5.60%	1.91%
10 Years p.a.	4.55%	4.97%	1.77%
Since Inception p.a*	5.06%	5.17%	1.93%

* Past performance is not indicative of future performance. *Ordinary units Inception 26 September 2012. Wholesale units Inception 2 October 2013.

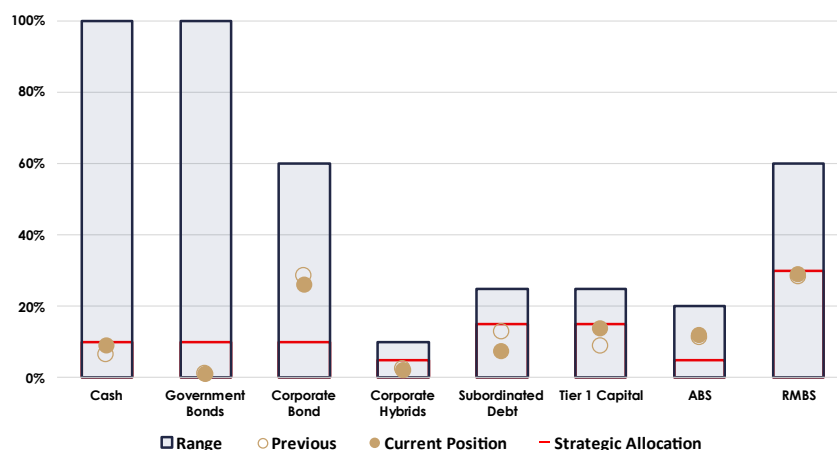
FUND STATISTICS

Running Yield	6.19%
Yield to Maturity	6.53%
Volatility†	0.92%
Interest rate duration	0.50
Credit duration	2.90
Average Credit Rating	A-
Number of positions	386
Average position exposure	0.16%
Worst Month*	-1.99%
Best Month*	2.09%
Sharpe ratio ^a	2.22

Calculated on Ordinary Units unless otherwise stated. *Since Inception 26 September 2012.

†Trailing 12 Months Calculated on Daily observations. ^aSince Inception Calculated on Daily observations

SECTOR ALLOCATION

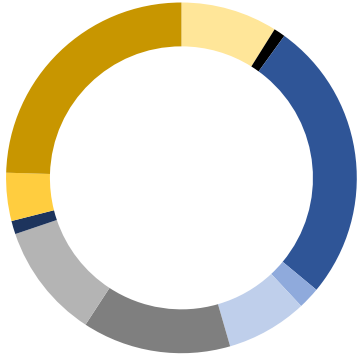


Zenith

RECOMMENDED



PORTFOLIO COMPOSITION



- Cash (8.92%)
- Government Bonds (1.06%)
- Corporate Bond (26.04%)
- Corporate Hybrid (2.02%)
- Subordinated Debt (7.48%)
- Tier 1 Capital (13.69%)
- ABS Public (10.60%)
- ABS Private (1.23%)
- RMBS Private (4.43%)
- RMBS Public (24.53%)

CREDIT DURATION PROFILE



- At Call to 6 Months (14.08%)
- 6 Months to 3 Years (46.58%)
- 3 Years to 5 Years (24.75%)
- 5 Years to 10 Years (14.58%)
- 10 Years + (0.00%)

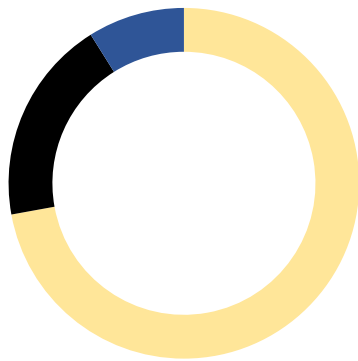
FUND UPDATE

Cash and Short-Term Liquidity: ↑ The allocation to highly liquid assets (cash and government bonds) increased from 7.54% to 9.98%. This reflected reduced allocations in corporate bonds, subordinated debt and corporate hybrids, which was partly offset by higher allocations to Tier 1 capital and public RMBS/ABS.

Corporate Bond, Corporate Hybrids & Subordinated Debt: ↓ Weighting to corporate bonds, corporate hybrids and subordinated debt decreased from 43.86% to 35.52%. Australian credit spreads ended the month wider with the market reversing course after reaching cyclical highs through mid-November. The fund took advantage of the tighter levels by taking profit in Australian major bank T2 along with corporate hybrids and 'higher beta' corporate bonds, including an office A-REIT following strong spread compression. Local corporate issuance accelerated with issuers coming forward to take advantage of tight credit spreads and conducive market conditions. During November, the fund participated in new T2 bank capital offerings, including a new A\$ kangaroo from Barclays and a longer dated deal from CBA.

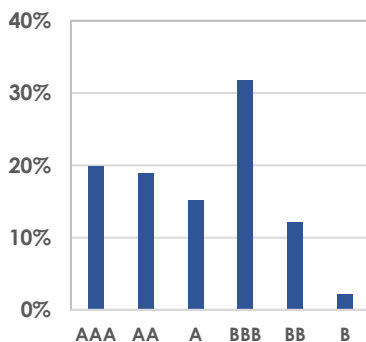
Interest Rate Duration Position: ↓ IRD positioning decreased from 0.64 to 0.50 years. Global bond markets saw a reduction in both bond volatility and absolute yield levels from the previous month – a trading range of 33bps and a reduction in yield of 11bps. United States was the main cause of global market movement with the republican clean sweep being the notable driver. Further bouts of volatility were evident post the US Treasury pick by Trump, while robust economic data led to hawkish commentary by Powell. Domestically, the unemployment number held at a healthy 4.1% with the RBA indicating rate cuts are still distant. Geo-political events also contributed to volatility with uncertainty arising from French politics, while the Iran-Hezbollah ceasefire was conducive. Global central banks continued their easing with rate cuts and in line with our portfolio settings, IRD was decreased.

ISSUER DOMICILE



- Australian/NZ Domiciled Issuer (72.14%)
- Foreign Domiciled Issuer (18.93%)
- Cash (8.92%)

CREDIT QUALITY



PORTFOLIO ESG RISK LIMITS

Sector	Portfolio Exposure	Portfolio Limit
Fossil Fuels	2.70%	10%
Non-Renewable & Nuclear Energy	0.00%	10%
Alcohol	0.10%	10%
Gambling	0.10%	10%

Residential Mortgage-Backed Securities (RMBS): ↑ Weighting to RMBS securities increased from 28.42% to 28.6% over the month. Structured credit markets saw a slight tightening over the course of the month, with new transactions beginning to slow into year end and the holiday period. All transactions continue to be very well bid, receiving between 3-5x bids over the amount of available stock across a variety of transaction types, including prime, non-conforming and auto issuance. Secondary markets continue to be well bid in mezzanine (A-BBB rated) tranches and junior mezzanine (sub investment grade) tranches of the capital structure, with investors continuing to prefer to hold stock for running yield rather than sell.

With respect to market performance, Prime arrears as reported by S&P's SPIN index for October improved 3bps to 0.87%. Nonconforming arrears improved 12bps to 3.89%. Arrears on auto loans as reported by S&P improved 14bps to 1.17%. All results remain strong in comparison to both market expectations and historic index levels.

Tier 1 Capital: ↑ Weighting to T1 capital increased from 8.91% to 13.69%. The fund increased its allocation to Global T1's as markets sold off towards the end of the month driven by the re-escalation of Russia-Ukraine tensions along with the political instability in France. The short-term dislocation in France allowed the fund to increase its exposure to French bank and insurance T1 capital. The fund did not participate in any new Global T1's despite notable issuance from Deutsche Bank, Societe Generale, and NatWest due to expensive valuations. Domestically, the fund increased its exposure to ASX T1's as valuations cheapened relative to Australian Bank T1's in USD despite APRA's phase out of T1 capital.

Asset Backed Securities (ABS): ↑ ABS allocation increased from 11.28% to 11.83%. These assets are typically very short dated, continue to offer healthy yields and remain highly sought after by market participants.

Targeted risk across the Fund: ↓ Targeted portfolio risk decreased from 1.57% to 1.44%. This reflected a movement lower in interest rate duration from 0.64yrs to 0.50yrs concurrent with a movement lower in credit duration from 3.09yrs to 2.90yrs.

PLATFORM AVAILABILITY

- Australian Money Market (Retail Units)
- AMP North
- BT Wrap
- BT Panorama
- Credit Suisse
- Crestone
- First Wrap
- HUB24
- Macquarie Wrap
- Mason Stevens
- MLC Navigator/Wrap
- Netwealth
- Powerwrap
- Praemium
- uXchange
- Xplore Wealth
- mFund: RLM03

OTHER FUND DETAILS

Responsible Entity:

One Managed Investment Funds Ltd

Custodian: State Street Australia Limited

Unit Pricing and Unit Price

History:

<https://www.realminvestments.com.au/ourproducts/Realm-high-income-fund/>

FUND OVERVIEW

The portfolio achieved a 0.63% return which exceeded the 0.35% return from RBA cash as spreads narrowed.

The portfolio's exposure to AT1 was increased towards benchmark weight. We expect APRA's decision to phase out Australian AT1s will create scarcity effects. Further we hold German and French names where weaker economic readings, Chinese competition in autos and commodities, concerns for tariffs, compromised governance and budget difficulties have created opportunities. We have built exposures into selected names whilst maintaining a strong investment grade average rating. Exposures to subordinated debt were reduced on relative value grounds.

One of the portfolio's key overweights is in corporate debt, where credit quality is relatively strong at BBB+ and credit duration is conservative for this asset class at close to 3.5yrs. This is almost entirely held in a diversified portfolio of Australian companies with an emphasis on financials and real estate.

The overall portfolio is conservatively postured as we believe credit spreads will be wider over the coming year. The A- overall credit quality is secure. The sub-IG exposures are distributed across different asset classes. Credit duration remains around average levels as we still see some value in the term structure.

With credit spreads at multi-decade lows and an expectation that there will be headwinds to credit performance in the coming year, it is unlikely that the portfolio will achieve its target in the near term. However, Realm's investment approach tends to create significant value when markets are volatile. There are a wide range of stress points presently visible in the economy and geopolitical arena, not to mention stretched valuations in financial markets. Given the conservative portfolio settings and relatively high starting point for cash rates, the likelihood of a negative return in the coming 12-months is low.

REALM INVESTMENT HOUSE CONTACTS

DISTRIBUTION

Broc McCauley

T: 0433 169 668
E: broc.m@realminvestments.com.au

Finbarr Warren

T: 0405 543 196
E: finbarr.w@realminvestments.com.au

Matthew Blair

T: 0424 837 522
E: matthew.b@realminvestments.com.au

John Hawkins

T: 0408 841 886
E: john.h@realminvestments.com.au

LEVEL 17, 500 Collins Street
Melbourne VIC 3000

LEVEL 6, 31 Market Street
Sydney NSW 2000

Rhys Kostopoulos

T: 03 9112 1150
E: rhys.k@realminvestments.com.au

DISCLAIMER

Realm Investment Management Pty Ltd ACN 158 876 807, a corporate authorised representative (number 424705) of Realm Pty Ltd ACN 155 984 955 AFSL 421336 (Realm) is the investment manager of the Realm High Income Fund (ARSN 159 673 533) (Fund). One Managed Investment Funds Limited (ABN 47 117 400 987) (AFSL 297042) is the responsibility entity of the Fund (OMIFL). The information contained in this document was not prepared by OMIFL but was prepared by other parties. While OMIFL has no reason to believe that the information is inaccurate, the truth or accuracy of the information contained therein cannot be warranted or guaranteed. Anyone reading this report must obtain and rely upon their own independent advice and inquiries. Investors should carefully consider each of the Product Disclosure Statement for the Ordinary Units, mFund Units and Wholesale Units dated 29 September 2022 or the Product Disclosure Statement Adviser Units dated 29 September 2022 (together with the Additional Information Booklet dated 29 September 2022) (PDS) and Target Market Determination (TMD) issued by OMIFL before making any decision about whether to acquire, or continue to hold, an interest in the Fund. Applications for units in the Fund can only be made pursuant to the application form relevant to the Fund. A copy of the PDS for the Ordinary Units, mFund Units and Wholesale Units dated 29 September 2022 and the PDS for the Adviser Units dated 29 September 2022, TMD dated 19 October 2022, continuous disclosure notices and relevant application form may be obtained from <https://www.oneinvestment.com.au/realm/> or <https://www.realminvestments.com.au/our-products/realm-high-income-fund/>. You should also consult a licensed financial adviser before making an investment decision in relation to the Fund. Realm believes that the information contained in this document is accurate when issued. Realm does not warrant that such information or advice is accurate, reliable, complete or up-to-date, and to the fullest extent permitted by law, disclaims all liability of Realm and its associates. This document should be regarded as general information only rather than advice. In preparing this document, Realm did not take into account the investment objectives, financial situation and particular needs of any individual person. The information contained in this document must not be copied or disclosed in whole or in part without the prior written consent of Realm, and Realm accept no liability whatsoever for the actions of third parties in this respect. It is presented for informational purposes only and is not to be construed as a solicitation or an offer or recommendation to buy or sell any securities. Any opinions expressed in this document may be subject to change. Realm is not obliged to update the information. The information must not be used by recipients as a substitute for the exercise of their own judgment and investigation. Neither Realm nor any of their directors, employees or agents accept any liability for any loss or damage arising out of the use of all or part of, or any omission, inadequacy or inaccuracy in, this document. OMIFL and Realm do not guarantee the performance of the Fund or the repayment of any investor's capital. To the extent permitted by law, neither OMIFL nor Realm, including their directors, senior executives, employees, consultants, advisers, officers or authorised representatives, are liable for any loss or damage arising as a result of reliance placed on the contents of this document. Realm only provides services to wholesale clients, as defined in section 761G of the Corporations Act. Past performance is not indicative of future performance. Information in this document is current as at 30 November 2024.

ZENITH DISCLAIMER

The Zenith Investment Partners (ABN 27 103 132 672, AFS Licence 226872) ("Zenith") rating (assigned June 2024 referred to in this document is limited to "General Advice" (s766B Corporations Act 2001) for Wholesale clients only. This advice has been prepared without taking into account the objectives, financial situation or needs of any individual and is subject to change at any time without prior notice. It is not a specific recommendation to purchase, sell or hold the relevant product(s). Investors should seek independent financial advice before making an investment decision and should consider the appropriateness of this advice in light of their own objectives, financial situation and needs. Investors should obtain a copy of and consider the PDS or offer document before making any decision and refer to the full Zenith Product Assessment available on the Zenith website. Past performance is not an indication of future performance. Zenith usually charges the product issuer, fund manager or related party to conduct Product Assessments. Full details regarding Zenith's methodology, ratings definitions and regulatory compliance are available on our Product Assessments and at <http://www.zenithpartners.com.au/RegulatoryGuidelines>

LONSEC DISCLAIMER

The rating issued 10/2024 is published by [Lonsec Research Pty Ltd](#) ABN 11 151 658 561 AFSL 421 445 (Lonsec). Ratings are general advice only, and have been prepared without taking account of your objectives, financial situation or needs. Consider your personal circumstances, read the product disclosure statement and seek independent financial advice before investing. The rating is not a recommendation to purchase, sell or hold any product. Past performance information is not indicative of future performance. Ratings are subject to change without notice and Lonsec assumes no obligation to update. Lonsec uses objective criteria and receives a fee from the Fund Manager. Visit lonsec.com.au for ratings information and to access the full report. © 2024 Lonsec. All rights reserved.